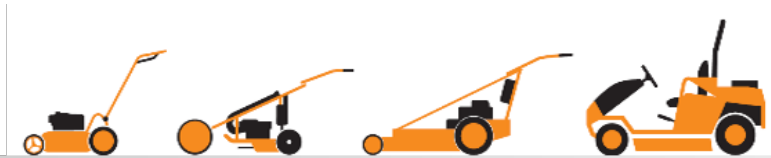


# AS Motor **Allmowers** 2022/23


Overview of the Allmowers  
positioning, arguments and slope suitability



**HOCHGRAS PERFORMANCE**  
MADE IN GERMANY

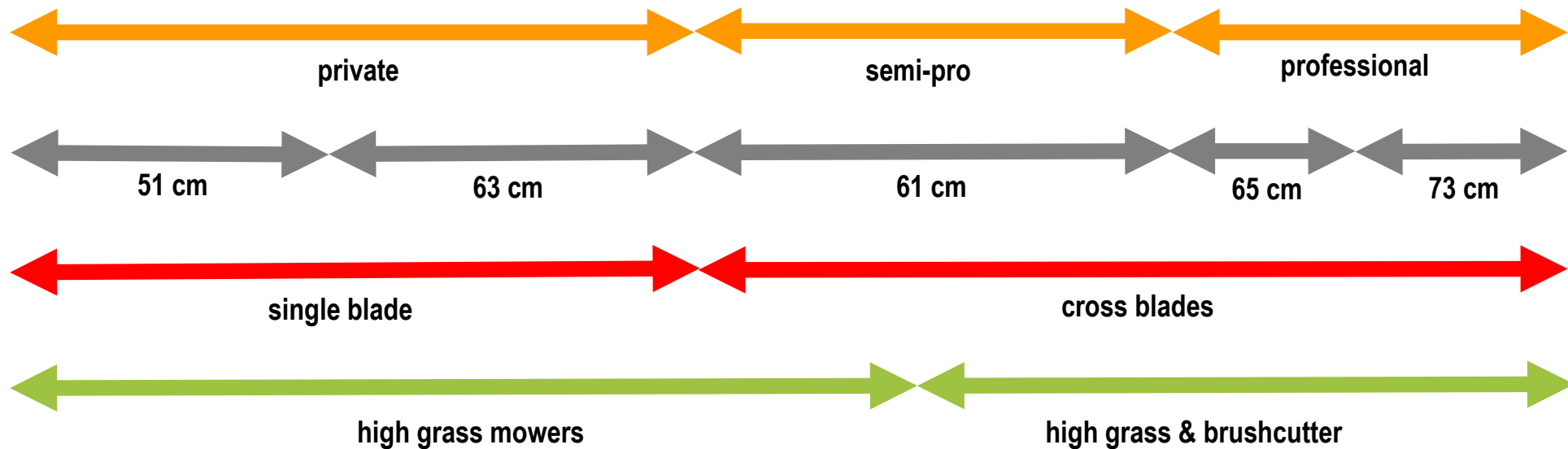
# AS-MOTOR Product Overview

Allmowers (in german language: Allmäher)

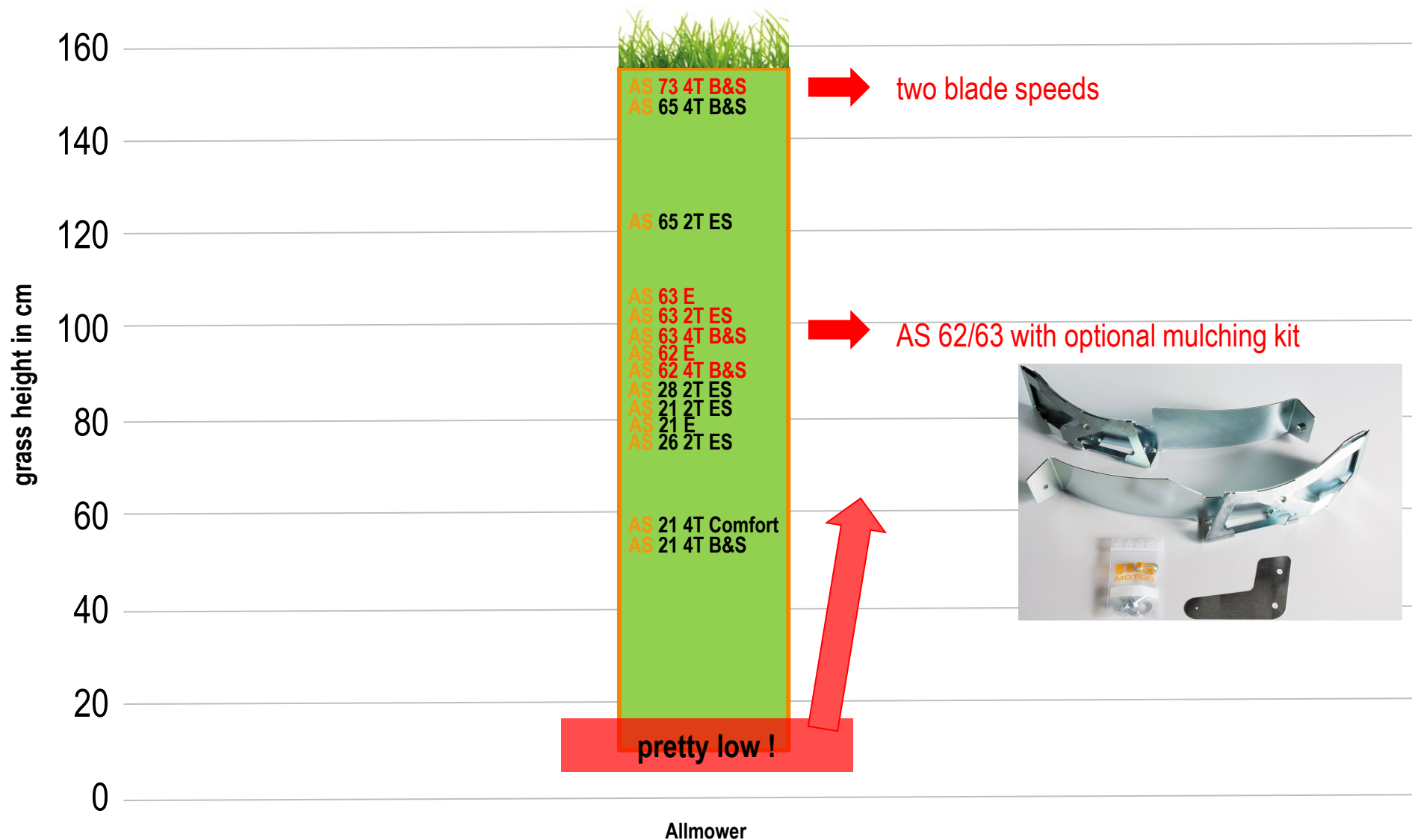


# AS-Motor Allmowers

## Overview



## Which machine for which purpose?





# AS-Motor Allmower

## Allmowers overview – private & residential use



**NEW**

AS 21 4T Comfort

AS 21 E

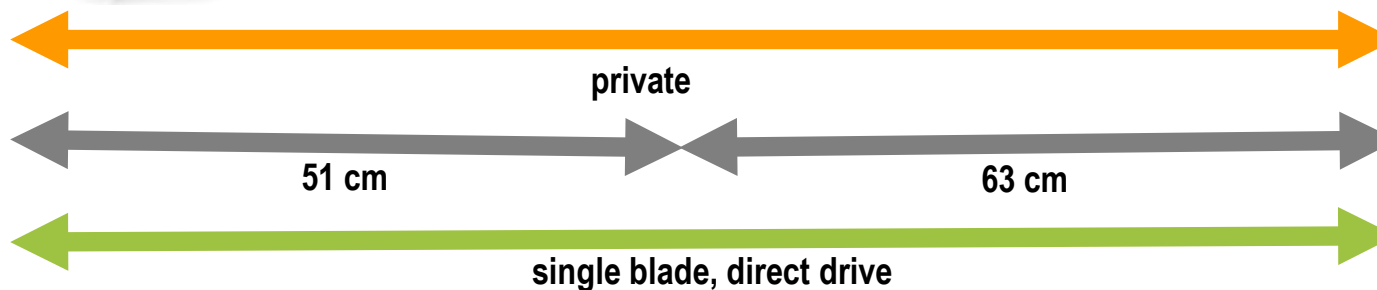


AS 21 4T B&S

AS 21 2T ES

AS 26 2T ES

AS 28 2T ES



private

51 cm

63 cm

single blade, direct drive

# AS-Motor Allmowers

## Allmower overview - for private & residential users




### Side discharge mower with direct driven blades

with third **crankshaft bearing** and **slip clutch** for **engine protection** in case of collision. Mulching result is better with 2T models than in 4T models, because of higher engine speed. (3.800 vs.3.400 rpm)

AS 21 / 26 2T ES



AS 28 2T ES




**NEW**

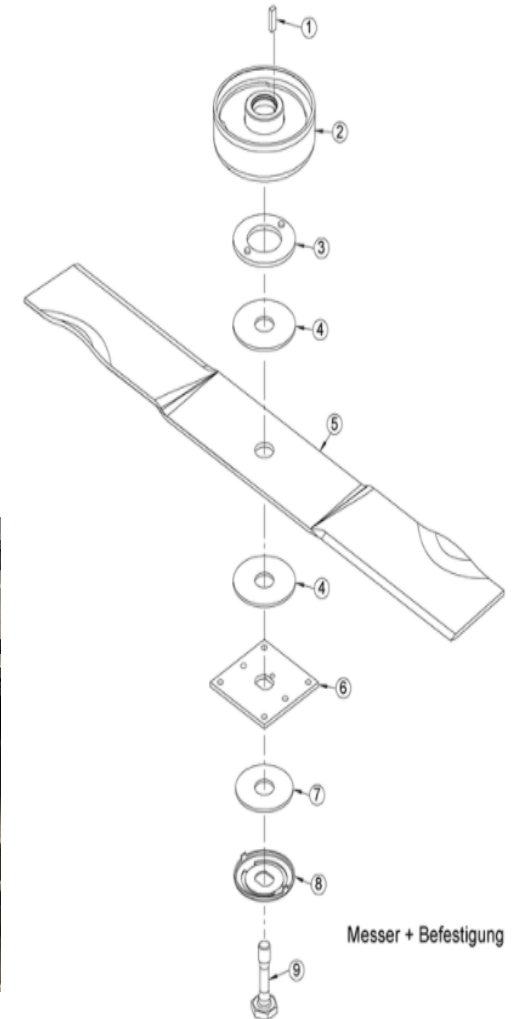
AS 21 E



3rd crankshaft bearing

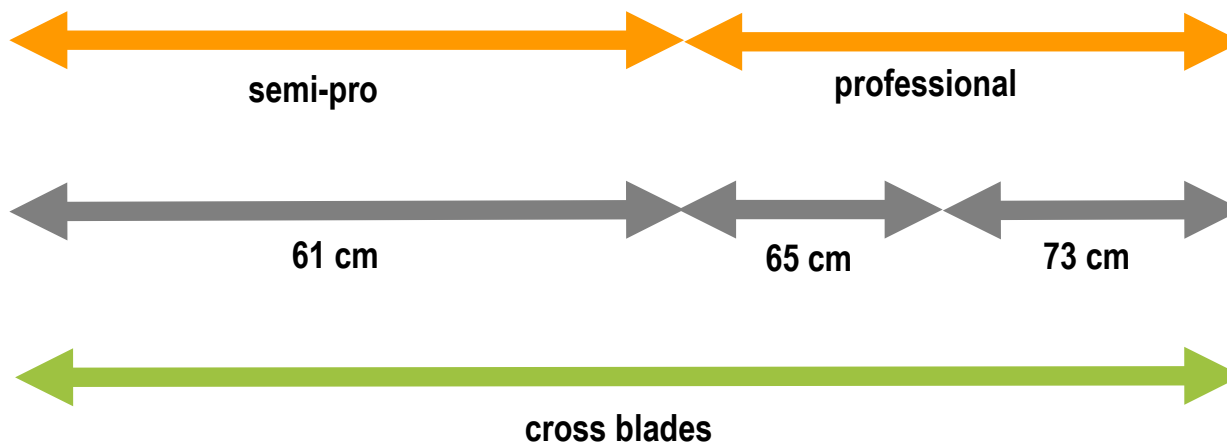


blade slip clutch  
90+/-5 Nm tightening torque!!!



# AS-Motor Allmowers

## Allmowers overview – Semi-PRO & PRO





# AS-Motor Allmowers

## Allmowers overview – for Semi-PRO & PRO users



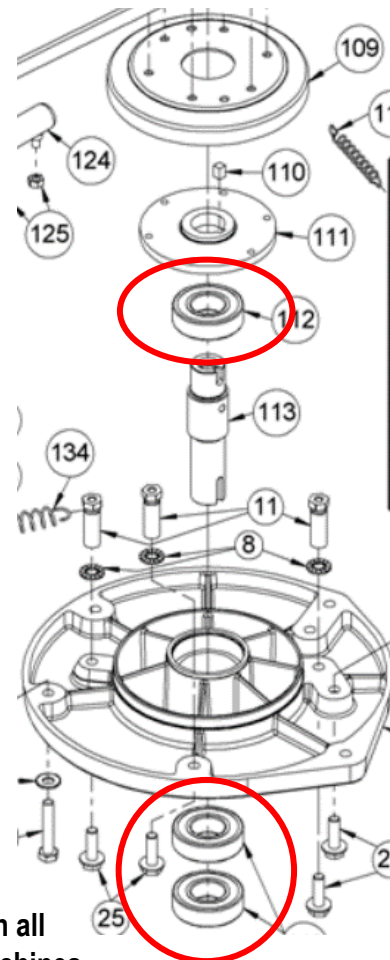

Rear discharge mulcher with closed mowing deck and cross blades for better mulching results.

All models with blade clutch!


Models: AS 62, AS 63, AS 65, AS 73

blade clutch = engine protection

standard on all Semi-Pro and Pro machines!



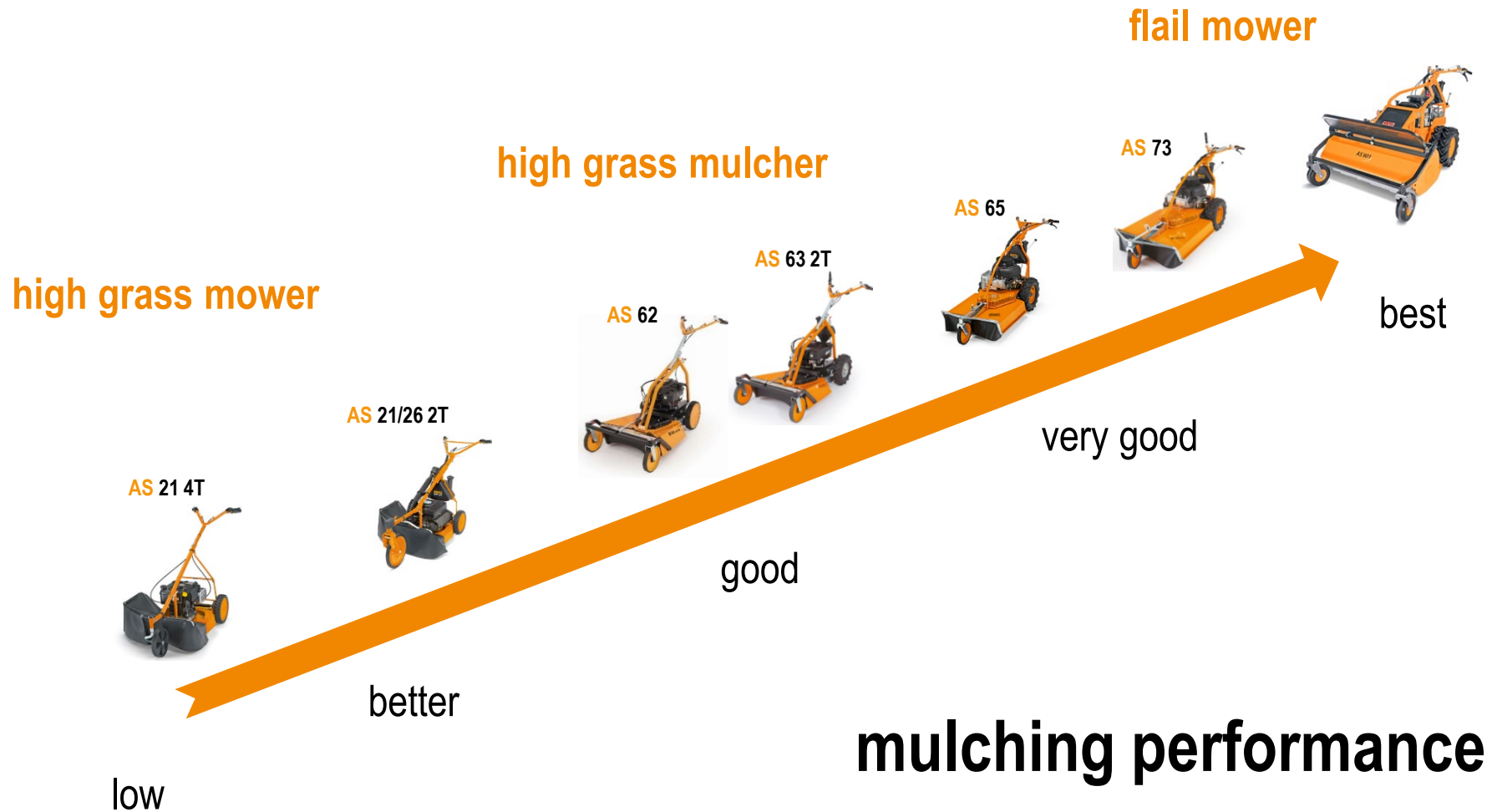
Triple blade bearings on all Semi-PRO and PRO machines





# AS-Motor Allmowers

## Allmowers overview – mulching quality



# AS-Motor Allmowers

## Allmower overview - types



### Advantages:

#### Advantages:

- robust
- durable
- low maintenance

#### + advantages: AS 62

- engine protection
- cutting power
- mulching quality
- comfort

#### ++ advantages: AS 63

- slope capability (2-stroke engine)
- traction
- comfort

#### +++ advantages: AS 65

- area throughput
- cutting power
- mulching quality
- comfort
- robustness

#### ++++ advantages: AS 73

- area throughput
- mulching quality
- versatility

from standard...

always a bit more...

...to PRO



private

semi-PRO

PRO

### Details:

- direct blade drive
- single blade
- side ejection
- single speed

- + blade clutch
- + blade reduction
- + cross blades
- + rear ejection
- + closed mowing deck
- + variable speed

- + automatic brake
- + differential lock
- + pneumatic tyres
- + reduction gearbox
- + 3 L fuel tank
- + cutting height adjustment rear

- + power
- + cutting width
- + switchable diff-lock
- + 5-speed gearbox
- + reverse gear
- + cutting power
- + 5 L fuel tank

- + cutting width
- + low pressure tyres
- + two blade speeds

# AS-Motor Allmowers

## Allmower overview – engines & battery motors



Motor:	B&S 850 PXi I/C	AS 165 2T ES	AS ELECTRIC	B&S Series3 Intek
Type:	4T	2T	56 V, brushless	4T
displacement:	<b>190 cm<sup>3</sup></b>	<b>165 cm<sup>3</sup></b>		<b>344 cm<sup>3</sup></b>
power (hp):	<b>5,0</b>	<b>6,1</b>	<b>max. 3,46 kW</b>	<b>10,3</b>
torque:	<b>++</b>	<b>+++</b>	<b>++++</b>	<b>+++++</b>
rpm:	3.600	3.800	2.800 / 3.000	3.300
slope capability:	<b>20°</b>	<b>- approx. 42°</b>	<b>no technical limit</b>	<b>35°</b>
risik of engine defect on slope:	<b>Yes</b>	<b>No (2-stroke engine)</b>	<b>No</b>	<b>No (oil pressure switch, oil pump)</b>
fuel:	gasoline	2-stroke mixture 1% or 2%	2x 10/12Ah 56V 560/670 Wh connectivity for optional 28 Ah back pack battery	gasoline



# AS-Motor Allmowers

## Additional back pack battery on AS-Electric Allmowers



Batterie Hochgrasmäher AS 63 E-Allmaeher



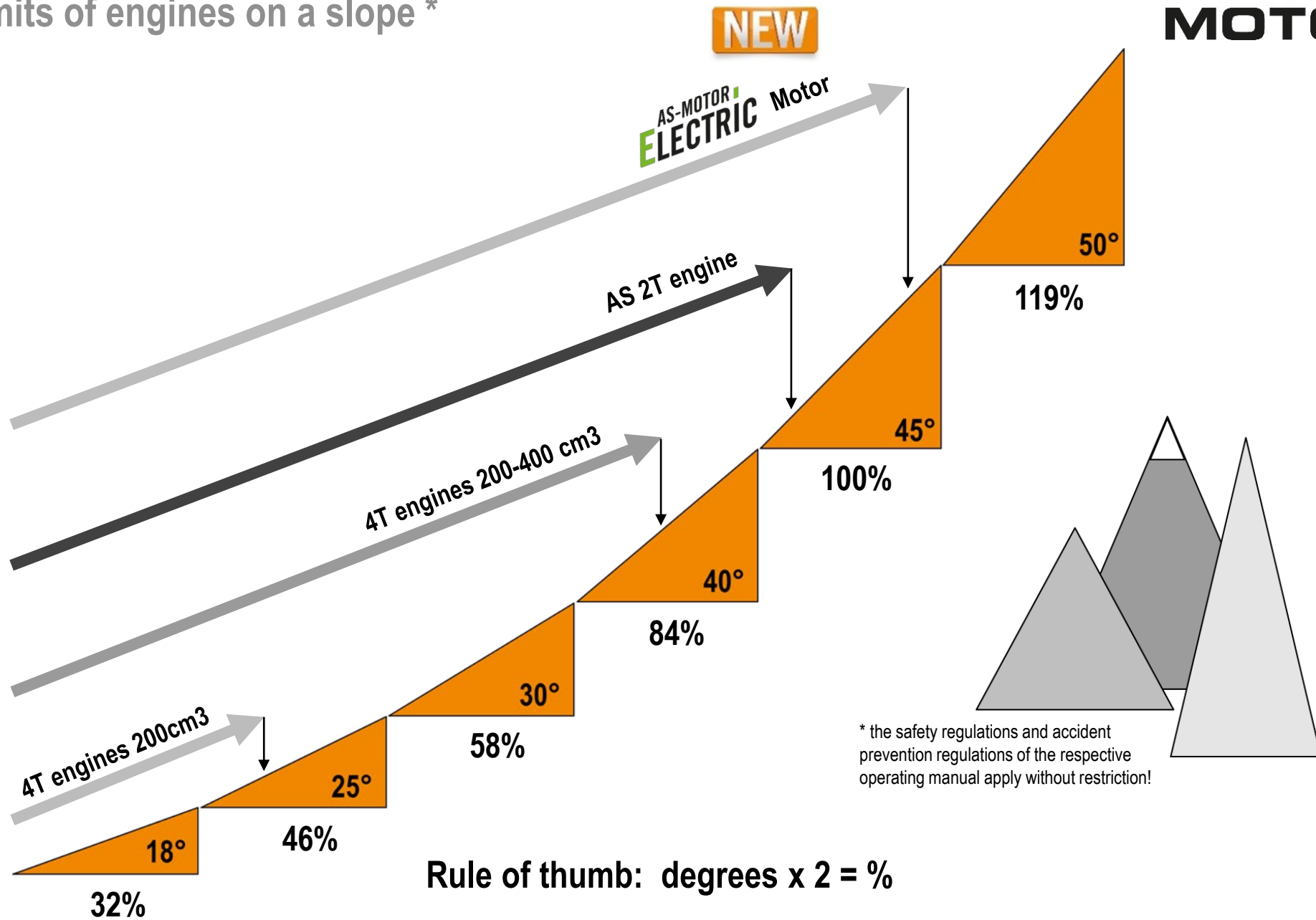
**NEW**



	10 Ah 56 V batteries	12 Ah 56 V batteries
Motor power max.:	3.460 W	3.460 W
Energy with 2 batteries:	1.120 Wh	1.344 Wh
+ back-pack battery:	1.568 Wh	1.568 Wh
<b>Total energy:</b>	<b>2.688 Wh</b>	<b>2.912 Wh</b>
<b>Factor of additional back pack battery:</b>	<b>2.4</b>	<b>2.1</b>

# AS-Motor Allmowers

Limits of engines on a slope \*



# AS-Motor Allmowers

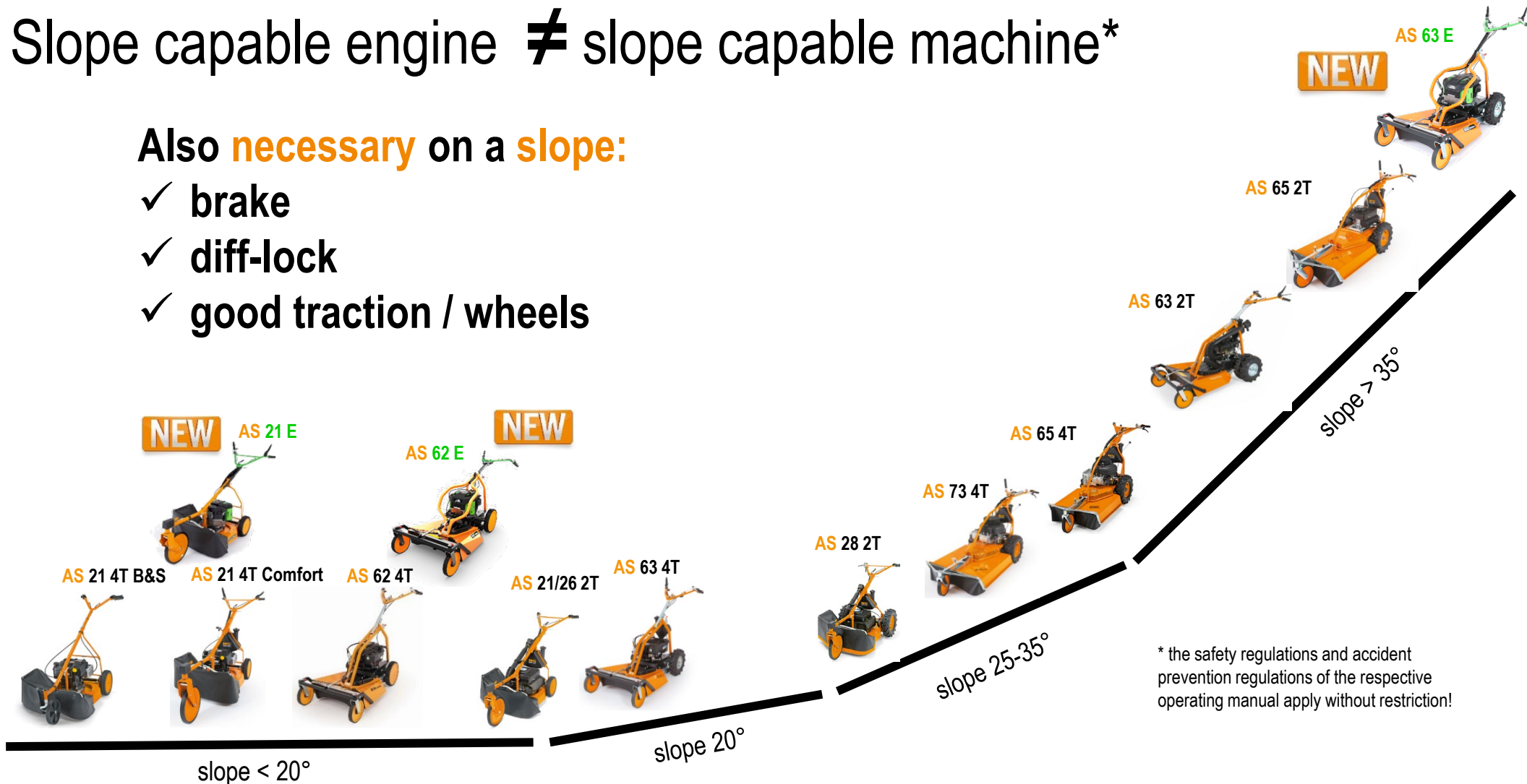
## Overview of the Allmowers – slope capability



Slope capable engine  $\neq$  slope capable machine\*

Also **necessary** on a **slope**:

- ✓ brake
- ✓ diff-lock
- ✓ good traction / wheels



\* the safety regulations and accident prevention regulations of the respective operating manual apply without restriction!



# AS-Motor Electric Allmowers

The new AS-Motor **ELECTRIC** models 2022

**AS**  
**MOTOR**



## AS 21 Electric All Mower

- ✓ More powerful than 2-stroke model
- ✓ **The revival of the "classic"**
- ✓ Target group: **Private users**
- ✓ Higher speed than petrol engine
- ✓ Back battery connectable



## AS 62 Electric All Mower

- ✓ More powerful than 4-stroke B&S
- ✓ The lowland 63
- ✓ Target group: **Semi-Pro**
- ✓ Back battery connectable



## AS 63 Electric All Mower

- ✓ More powerful than 2-stroke model
- ✓ Full slope capability
- ✓ Target group: **Semi-Pro & Pro**
- ✓ Back battery connectable



**All 3 Models** awarded the gold medal "**Innovation 2021**" of the Demo Park Fair, Eisenach, Germany. Europe's most important outdoor industry trade fair.

# AS-Motor Allmowers

AS-Motor Electric – one battery for over 30 professional machines



**NEW**  
**AS-MOTOR**  
**ELECTRIC**



- ✓ One battery system for all applications = future-proof!
- ✓ 23 Application devices from EGO Power
- ✓ 9 Professional units with AS-Electric drive
- ✓ The first battery-powered high grass mowers on the market!
- ✓ Excellent & competitive price-performance ratio
- ✓ Comprehensive service network
- ✓ Above-average professional guarantees on rechargeable batteries of 2 and 3 years!
- ✓ Long service life: can be used for over 1200 charging cycles



	2 x 10Ah	2 x 12 Ah	2 x 10 Ah + 28 Ah	2 x 10 Ah + 28 Ah
EGO batteries:	BA5600T	BA6720T	BA5600T + BAX1500	BA6720T + BAX1500
<b>Total-Energy:</b>	<b>1.120 Wh</b>	<b>1.344 Wh</b>	<b>2.688 Wh</b>	<b>2.912 Wh</b>

# AS-Motor Allmowers

## Top arguments for AS 63 2T ES



**powerful**

**comfortabel**



**slope capable up to 42°**



		AS 21 4T B&S	AS 21 4T Comfort	AS 21 2T ES	AS 26 2T ES	AS 28 2T ES	AS 62 4T B&S	AS 63 4T B&S	AS 63 2T ES	AS 65 2T ES	AS 65 4T B&S	AS 73 4T B&S
<b>General information:</b>	Category:	High grass mower	High grass mower	High grass mower	High grass mower	High grass mower	High grass mower	High grass mower	High grass mower	High grass mower	High grass mower	High grass mower
	Target group private/semi-pro/pro:	Private	Private	Private	Private	Private	Private	Private	Semi-Pro	Semi-Pro	Pro	Pro
	Cutting width in cm	51	51	51	63	63	61	61	61	65	65	73
	Mow:	x	x									
	Mulch:			x	x	x	x	x	x	x	x	x
	Suitable for lawns:						With mulching kit	With mulching kit	With mulching kit			x
	Optional lawn mulch kit:						X	x	x			
	Maximum grass height in cm:	60	60	90	90	90	90	90	100	120	150	150
	Light undergrowth:			x	x	x	x	x	x	x	x	x
	Moderate undergrowth:								x	x	x	x
	Dense undergrowth:										x	x
	Woody growth to 40 mm:											
	Suitable for slopes to 20°:	x	x	x	x	x	x	x	x	x	x	x
	Suitable for slopes 25 - 35°:			x	x	x			x	x	x	x
	Suitable for slopes 35°+:					x			x	x	x	x
	Maximum work rate in m <sup>2</sup> /h:	1500	1500	1400	1700	2500	2400	2300	2400	2900	3300	3700
	Real work rate in m <sup>2</sup> /h (60%):	900	900	840	1020	1500	1380	1380	1440	1740	1980	2220
	Handlebar adjustment lateral/height:		L/H	L/H	L/H	L/H	L/H	L/H	L/H	L/H	L/H	L/H
	Vibration-Protect:						X	x	x			
<b>Blade system:</b>	Rotary mowers:	x	x	x	x	x	X	x	x	x	x	x
	Flail mowers:											
	Direct blade drive:	x	x	x	x	x						
	Third crankshaft bearing:	x	x	x	x	x						
	Blade clutch:						X	x	x	x	x	x
	Side discharge:	x	x	x	x	x						
	Rear discharge:						X	x	x	x	x	x
	Closed mowing deck:						X	x	x	x	x	x
	Single blade:	x	x	x	x	x						
	Cross-blade:						X	x	x	x	x	x
	Dual blade speed:											x
	Cutting height adjustment front/rear:	f/r	f/r	f/r	f/r	f/r	f/r	f/r	f/r	f	f	f
	Cutting height in mm:	55 - 80	55 - 80	55 - 80	55 - 80	55 - 130	50 - 100	50 - 100	50 - 100	50 - 100	50 - 100	50 - 100

		AS 21 4T B&S	AS 21 4T Comfort	AS 21 2T ES	AS 26 2T ES	AS 28 2T ES	AS 62 4T B&S	AS 63 4T B&S	AS 63 2T ES	AS 65 2T ES	AS 65 4T B&S	AS 73 4T B&S
<b>Drive:</b>	Mechanical/hydrostatic:	m	m	m	m	m	m	m	m	m	m	m
	Variomatic speed:						X	x	x			
	Number of gears:	1	1	1	1	2	variable	variable	variable	5	5	5
	Reverse gear:									x	x	x
	Max. speed in km/h:	3,0	3,0	2,8	2,8	4,0	4,0	3,8	4,0	4,5	5,1	5,1
	Min. speed in km/h:	3,0	3,0	2,8	2,8	2,2	2,0	1,8	2,0	1,6	1,6	1,6
	Brake:					x		x	x	x	x	x
	Automatic parking brake:							x	x	x	x	x
	Limited-slip differential:							x	x	x	x	x
	Limited-slip differential, switchable:									x	x	x
	Steering brake:											
	Inflatable tyres:					x		x	x	x	x	x
	Low pressure tyres:											x
	Tyre size:					4.80/4.00-8	300 mm	340x100-3.50-6.00	340x100-3.50-6.00	4.80/4.00-8	4.80/4.00-8	16x6.50-8
	Suitable for cage wheels/climbing aid:			x	x					x	x	
<b>Engine:</b>	Engine manufacturer:	B&S	B&S	AS-Motor	AS-Motor	AS-Motor	B&S	B&S	AS-Motor	AS-Motor	B&S	B&S
	Engine designation:	850 PXi IC	850PXi IC	AS 165 ES	AS 165 ES	AS 165 ES	850PXi IC	850PXi IC	AS 165 ES	AS 165 ES	Series3 INTEK	Series3 INTEK
	2-stroke engine:			x	x	x			x	x		
	AS-Motor EasyStart:			x	x	x			x	x		
	1-cyl. 4-stroke engine:	x	x				X	x			x	x
	2-cyl. 4-stroke engine:											
	Displacement in cm <sup>3</sup> :	190	190	165	165	165	190	190	165	165	344	344
	Starting device manual/electric:	m	m	m	m	m	M	m	m	m	m	m
	Oil and fuel pump:										x	x
	Oil pressure switch:										x	x
	Oil filter:										x	x
	Tank capacity in l:	1,2	5	5	5	5	1,2	3	3	5	5	5
	Tank reserve:		x	x	x	x		x	x	X	x	x
	Rated power in kW/hp:	3,5/4,7	3,5/4,7	4,0/5,4	4,0/5,4	4,0/5,4	3,7/5,1	3,7/5,0	4,0/5,4	4,0/5,4	7,6/10,3	7,6/10,3
	Rated speed (rpm):	3300	3300	3800	3800	3800	3600	3600	3800	3800	3300	3300
	Maximum power in kW/hp:	4,1/5,5	4,1/5,5	4,4/6,0	4,4/6,0	4,4/6,0	4,2/5,7	4,1/5,5	4,4/6,0	4,4/6,0	9,7/13,0	9,7/13,0
	Maximum speed in rpm:	3600	3600	4500	4500	4500	3600	3600	4500	4500	3600	3600
<b>Dimensions and weights:</b>	Weight in kg:	41	50	54	58	77	66	74	78	114	125	135
	Dimensions LxWxH in cm:	165x71x99	200x74x99	195x74x99	195x89x99	195x92x99	191x70x99	191x70x99	191x70x99	220x71x99	220x71x99	224x79x99
<b>Measured values:</b>	Sound power level at the operating station LpA in accordance with DIN EN 12733 in dB:	84,4	84,8	90,2	92,4	91,2	84,2	82,8	90,3	91,7	91,0	91,0
	Hand-arm vibration ah,W in accordance with DIN EN 12733 in m/s <sup>2</sup> :	3,1	2,4	2,3	2,3	2,3	4,2	3,0	3,1	2,4	3,8	3,8

		AS 21 E- Allmäher	AS 62 E- Allmäher	AS 63 E- Allmäher
<b>General information:</b>	Category:	Highgrass mower	Highgrass mower	Highgrass mower
	Target group private/semi-pro/pro:	Private	Semi-Pro	Semi-Pro
	Cutting width in cm	51	61	61
	Mow:	X		
	Mulch:		X	X
	Suitable for lawns:		with mulchkit	with mulchkit
	Optional lawn mulch kit:		X	X
	Maximum grass height in cm:	60	90	90
	Light undergrowth:		X	X
	Moderate undergrowth:		X	X
	Dense undergrowth:			
	Suitable for slopes to 20°:	X	X	
	Suitable for slopes 25 - 35°:			X
	Suitable for slopes 35°+:			X
	Maximum work rate in m <sup>2</sup> /h:	1500	2400	2150
	Real work rate in m <sup>2</sup> /h (60%):	900	1440	1300
	Handlebar adjustment lateral/height:	S/H	S/H	S/H
	Vibration-Protect:		X	X
	<b>Blade system:</b>	Rotary mowers:	X	X
Flail mowers:				
Direct blade drive:		X		
Third crankshaft bearing:		X		
Blade clutch:			X	X
Side discharge:		X		
Rear discharge:			X	X
Closed mowing deck:			X	X
Single blade:		X		
Cross-blade:			X	X
Dual blade speed:				
Cutting height adjustment front/rear:		v/h	v/h	v/h
Cutting height in mm:		55 - 80	50 - 100	50 - 100

		AS 21 E-Allmäher	AS 62 E-Allmäher	AS 63 E-Allmäher
<b>Drive:</b>	Mechanical/hydrostatic:	m	m	m
	Variomatic speed:		X	X
	Number of gears:	two motor speeds		
	Reverse gear:			
	Max. speed in km/h:	3,2	4,0	3,6
	Min. speed in km/h:	2,7	1,8	1,6
	Brake:			X
	Automatic parking brake:			X
	Limited-slip differential:			X
	Limited-slip differential, switchable:			
	Steering brake:			
	Inflatable tyres:			X
	Low pressure tyres:			
Tyre size:			340x100-3.50-6.00	
Suitable for cage wheels/climbing aid:	limited		X	
<b>Motor:</b>	Engine manufacturer:	EGO	EGO	EGO
	Engine designation:	AS-Electric	AS-Electric	AS-Electric
	Battery manufacturer:	EGO	EGO	EGO
	Warranty on batteries in years hand/back:	2 / 3	2 / 3	2 / 3
	Number of internal slots 56 V batteries:	2	2	2
	Optional use of 28 Ah back pack:	X	X	X
	Battery capacity 56V:	2x 10/12 Ah	2x 10/12 Ah	2x 10/12 Ah
	Battery capacity per battery in Wh: 10Ah / 12 Ah / 28 Ah	560 / 672 / 1568	560 / 672 / 1568	560 / 672 / 1568
	Maximum power kW:	3,46	3,46	3,46
	Speed levels, selectable:	2	2	2
<b>Weight &amp; dimensions:</b>	Weight w/o batteries in kg:	49	68	74
	Gewicht Akku 10 / 12 / 28Ah:	3,5 / 3,65 / 9,65	3,5 / 3,65 / 9,65	3,5 / 3,65 / 9,65
	Dimensions LxWxH in cm:	200x74x99	191x70x99	191x70x99
<b>Measured values:</b>	Sound power level at the operating station LpA in accordance with DIN EN 12733 in dB:	75,7	70,6	70,4
	Hand-arm vibration ah,W in accordance with DIN EN 12733 in m/s <sup>2</sup> :	1,4	0,5	1,4



Thank you for your **interest!**

Copyright

AS-Motor GmbH

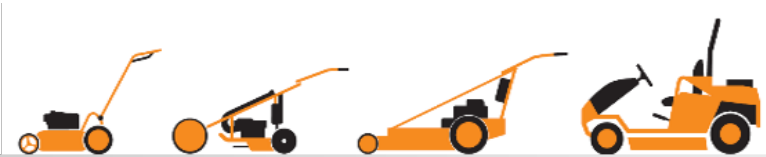
Ellwanger Strasse 15

D – 74424 Buehlertann

Germany

[info@as-motor.de](mailto:info@as-motor.de)

[academy@as-motor.de](mailto:academy@as-motor.de)



**HOCHGRAS PERFORMANCE**

**MADE IN GERMANY**